




# akrometrix

*Thermal Warpage & Strain Metrology*

## DFP2-LS Warpage System

Large Format PCB  
Assembly End-Of-  
Line Digital Fringe  
Projection

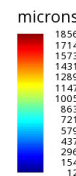
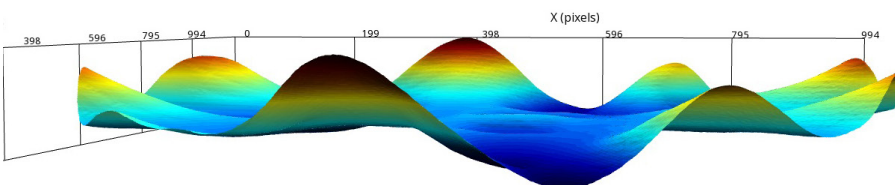
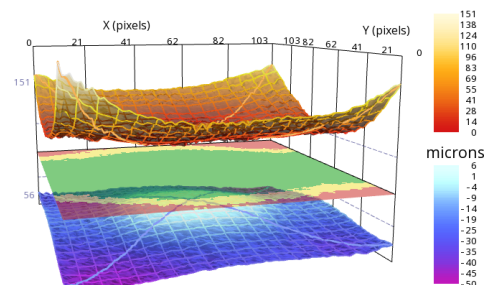
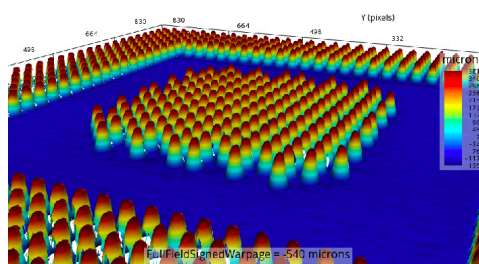
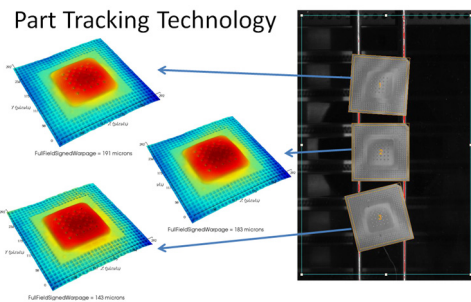
- “SMT Production End-Of-Line Warpage Measurement System”
- **Effective Solution for measuring Large PCB Assemblies post-reflow**
- **Vision Technology: Akrometrix Digital Fringe Projection**
- **Runs on the Akrometrix Studio Software Suite**



### VARIOUS LARGE FORMAT APPLICATIONS:

PCB Assemblies — Wafer- Level Panels — Bare PCBs

Part Tracking Technology



akrometrix.com  
sales@akrometrix.com  
1-404-486-0880

# DFP2-LS Technical Specifications

Measurement Technology	Digital Fringe Projection
Maximum Field of View (mm)	585x468
Minimum Field of view (mm)	510x408
Maximum Sample Size (mm)	600x600
Minimum Sample Size (mm)	10x10
Maximum Measured Surface Coplanarity	95000 microns
Resolution, Z-axis (vertical displacement)	20 microns
Accuracy, Z-axis (vertical displacement)	20 microns/ 2%
Maximum Measurement Points per Acquisition	5,242,880
Maximum Measurement Density (points per mm <sup>2</sup> )	25
Minimum Measurement Density (points per mm <sup>2</sup> )	19
Automated Data Collection?	yes
Batch Data Analysis?	yes
Software	Akrometrix Studio 8.5 or Later
Data Export Formats	.dat, .txt, .png
Sample Load/ Unload Time	20 seconds, Manuel Load and Positioning
Data Acquisition (Measurement) Time, approx.	2 seconds
Data Analysis Time per Acquisition, approx.	10 seconds
Approximate Depth, Width, Height (mm)	1127 x 1434 x 2565
Approximate Weight (kg)	635
Electrical requirements	220VAC, 1PH, 50/60 Hz, 15A Rating
Other Utilities	N/A

